



Exercise to learn "Arabesque"

for Piano

Let's learn these notes first



1. Learn the notes on the right hand




Do you recognize the notes in red?

same position

change position

change position again

2. Now we are going to learn these chords for the left hand



A minor

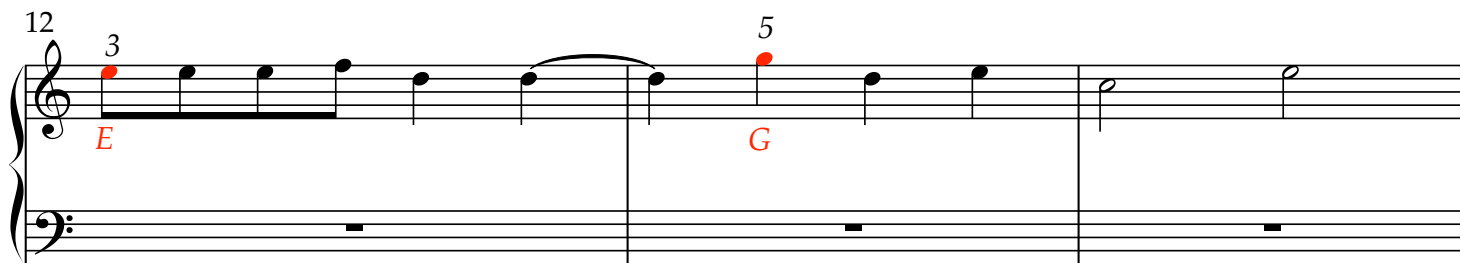
D minor (inverted)

C Major (inverted)

G7 (missing D)

C Major (missing G)

3. Let's learn these notes for the right hand



15 *Let's put hands together*

Measures 15-18. Treble clef: G4 (1), A4 (1), B4 (1), C5 (1). Bass clef: G2, B2, D3.

Let's put hands together and turn some notes into 8th notes

Measures 19-20. Treble clef: 8th rest (labeled 'rest instead of a note'), G4 (3), G4 (5). Bass clef: G2, B2, D3.

21 *Now we are going to play the first section faster, and repeat the chords more often*

Measures 21-24. Treble clef: G4, A4, B4, C5. Bass clef: G2, B2, D3.

Let's repeat the chords on this section also.

Measures 25-28. Treble clef: 8th rest (labeled 'rest instead of a note'), G4 (3), G4 (5). Bass clef: G2, B2, D3.

Assignment for next Tuesday: Let's now play it the way it is written in the book:

This is the same thing, but now the LH chords will be light and staccato, while the RH will be smooth and legato

29 Introduction

Some of the notes in this section will be staccato, some legato

35

rest instead of a note

5
2
1

The whole thing repeats without the introduction, and with the same notes except the very last note

39

43

rest instead of a note

5
2
1

This is the different note.
Can you tell what note it is?

Assignment for the following Tuesday: Let's learn some notes for the new section

47 *Are these note for the right hand or the left hand?*

Which note is this?

*Treble clef!!
Where is this "D" in the keyboard?*

find this note *find this note*

53

This notes are for the right hand

59 *Now let's see which notes are legato and which are staccato*

Next assignment: Let's put hands together!

Repeat the same two measures

65

3 5 3 5

69

3 5 2 3 1 3 2 1

That was very good!

The next page has the music from the beginning all the way to the point we stopped.

Review from the beginning:

73 *Introduction*

1 1 1 1

79

3 5

5
2
1

83

1 1 1 1

87

3 5

5
2
1

91

91 92 93 94

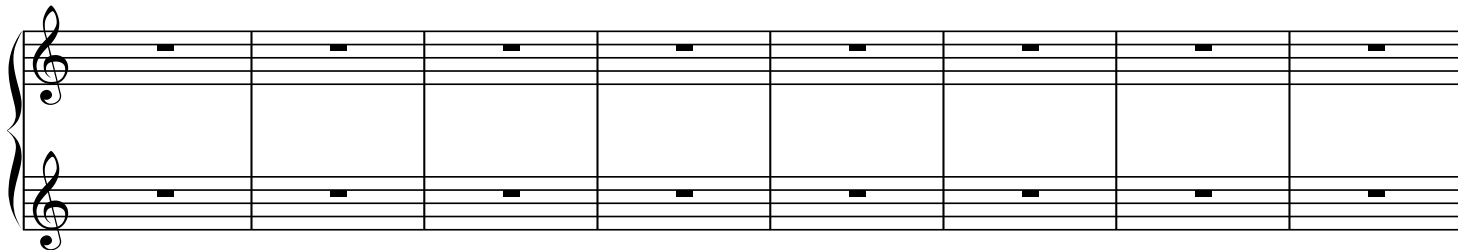
95

95 96 97 98

*Fanmtastic.
Look at what a difficult piece you are learning to play!*

8

99



107

